

Versatile  
Highest Performance  
Maintenance Friendly

The POS-520 KeyPOS stands out due to the new, unparalleled and well-conceived Click&Slide, Dock&Lock docking concept for POS systems. The POS terminal can be easily released from the lockable stand like, for example, a tablet. This docking station is joined to the connectivity box with a clever 4-in-1 cable. Energy-efficient, economical and flexible are further attributes of this integrated POS system. This POS terminal meets all the requirements of a demanding retail environment.

## Touch System POS-520 KeyPOS



1. Main Unit with Click&Slide docking concept



2. External Connectivity Box with Dock&Lock easy swappable power supply



3. Easy Maintenance, swap Main Unit, harddrive and power supply in seconds



4. Rich I/O connections  
2 x USB 3.0  
5 x USB 2.0  
4 x PoweredUSB 2.0  
2 x COM port



5. Standalone operation on glass metal stand



6. Kiosk operation using VESA 75 mount



THE BRAND 4 RETAIL SOLUTIONS

## POS-520 KeyPOS - the chameleon for your point of sale

With omni-shoppers becoming more and more demanding, retailers all over the world face a common problem. How can they best support the needs and behaviours of their customers?

Today, highly integrated powerful software solutions allow a seamless process flow between both offline and online world, bringing the clicks and bricks together. Once a shopper is in the retail space however, what is the way to best operate those highly sophisticated solutions? Thin or thick? On which hardware/operating system platforms? With what kind of employee and customer interactions (touch screens, scanners, displays, printers, card readers, biometric readers, NFC, RFID, you name it)? How can all this be implemented and operated with a lean, efficient and optimal IT infrastructure? Is there a device that fits all requirements?



### The chameleon concept

At 4POS we have been thinking about that for quite a while. Backed with decades of retail industry experience and with great POS terminals in our portfolio - targeted and tailored for different segments of the retail market - we came to the conclusion that yes, this is possible to achieve. A quick look to Mother Nature showed how the solution should be; adaptable like a chameleon!


### State-of-the-art

Some key facts first: Beautiful deep black case with an IP54 sealed bezel-free 15" projected capacitive LCD touch screen and a built-in highly integrated very powerful computer system.



Designed and engineered for operation in a heavy-duty retail environment. State-of-the-art components with chipset and processors of Intel's latest Haswell Refresh platform. Up to 16GB RAM and with a SSD as default configuration. Perfect for demanding applications under Windows 7, 8.x, 10 or Linux.


You may ask your-self, why do we need just another super POS? For a start the KeyPOS is not just another POS system, the keyPOS is the key to a cost effective IT environment at the point-of-sale. How is this possible?



### Best-of-breed

The KeyPOS has two very unique features; adaptability and maintenance-friendly. It adapts itself to the situation, environment and type

of application. Whether this is a traditional manned checkout or self-checkout terminal, a standalone till on counter, an info kiosk or another customer interaction point, the brand new KeyPOS impresses through its adaptability. The KeyPOS achieves this by a special concept called "Chameleon", which combines the best of the two worlds Integrated & Modular resulting in a true hybrid. The docking station of the Main Unit is screwed to a special designed base stand, which can easily be mounted at the checkout or be used on counter with the established 4POS glass-metal stand. Without the base stand, the main unit can be mounted just anywhere using the VESA 75 mounting holes. LAN, second display, customer displays and USB-based peripherals can be connected to the main unit where cables are nicely covered. Then second part of the adaptability concept is that even though the KeyPOS is an integrated POS terminal, all major input/output devices (LAN, USB, COM, cash drawer) are connected using the so called Connectivity Box which also holds the switched power supply. Typically this unit is mounted somewhere invisible to the customer, just like a chameleon. The




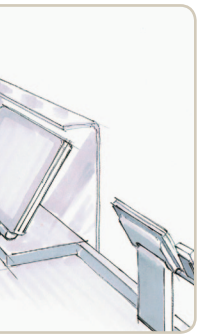




Main Unit's docking station is joined to the Connectivity Box with a clever 4-in-1 cable.

### Key to success

What about cost effectiveness and maintenance-friendliness? This starts at staging and installation, which is even before the start of operations. Core is a docking concept called Slide&Click, Dock&Lock where the drive bay is easily accessible. The Main Unit slides into its docking station and the power supply docks into the Connectivity Box.



Imagine that at staging all you need are the main unit bare-bones where you can insert pre-prepared drives into the drive bay and then proceed directly to all other setups required (e.g.

software customising and tests). On premise the main unit's base stand and docking station plus the connectivity box, peripherals and cables can be mounted at the pace desired by your rollout team.

Latest at going live, all that is needed is to slide in the main unit and click the latches, dock and lock the power supply, start-up the system and away you go. During the following years of operation and in the event of a

hardware fault, either swapping the drive, the complete main unit or the power supply can solve most faults. These repair and maintenance tasks can all be done in just a couple of minutes (seconds if you're well trained) reducing downtimes to the absolute minimum. Efficient staging and installation, reduced downtimes and minimised maintenance are cost reducing features, which result in a significantly improved TCO. Additionally with a life-cycle guarantee of at least five years, this system is a loyal companion.

### KeyPOS, your key to a successful IT infrastructure at your point-of-sale!



# POS-520 KeyPOS



Model Name		POS-520 KeyPOS
<b>Housing</b>		
Material	Die-cast Magnesium-Aluminium	
Mount	VESA 75	
<b>Mainboard</b>		
Type	D85S (Skylake-S)	
CPU	Intel Core i5-6500TE 2.3/3.3 GHz (TDP 35W)	
Chipset, GPU	Intel Q170 PCH (AMT enabled/RAID supported), Intel HD Graphics 530	
TPM	Supported	
System Memory	2 x DDR3L-1600 SO-DIMM up to 16GB	
<b>Display / Touch</b>		
Display Size	15" TFT LCD with LED backlight	
Brightness	250 cd/m <sup>2</sup>	
Maximum Resolution	1024 x 768	
Touch Screen Type	Projected Capacitive, Anti Glare Coated Glass	
Tilt Angle (Degree)	-30° ~ 60°	
<b>Storage</b>		
Primary Device Bay	1 x 2.5" 7mm SATA III HDD bay	
Secondary Device Bay	1 x MO-297 SATA III (SSD)	
<b>Main Unit External I/O Ports</b>		
USB	3 x USB 2.0 (1 x at power switch, 2 x on I/O panel) + 1 x USB 3.0	
Serial/COM	via Connectivity Box	
LAN	1 x RJ-45 (10/100/1000 Mbit)	
Video	1 x D-Sub (15 pin) with Power over VGA (activated via BIOS) + 1 x Mini DisplayPort	
Cash Drawer	via Connectivity Box	
Speaker	2 x 2W	
Audio	via Connectivity Box	
Power out	24V DC out (1.8A)	
Link	4-in-1 Cable to Connectivity Box (SCSI I/O, DC, LAN, USB 3.0)	
<b>Connectivity Box External I/O Ports</b>		
USB	2 x USB 2.0 + 2 x USB 3.0	
Powered USB	1 x USB 5V + 2 x USB 12V + 1 x USB 24V	
Serial/COM	2 x COM ports with RJ-50 (5V/12V power selectable by BIOS)	
LAN	1 x RJ-45 (10/100/1000 Mbit)	
Cash Drawer	1 x RJ-11 (24V default/12V optional configuration)	
Audio	1 x Line out	
Link	4-in-1 Multi I/O Cable to Main Unit (SCSI I/O, DC, LAN, USB 3.0)	
<b>Control / Power</b>		
Power Button	1 with Power LED	
Power Supply	Internal 180W/19V	
<b>Environment</b>		
EMC & Safety	FCC Class A, CE, LVD	
Operating Temperature	5° C ~ 40 C	
IP	IP54 sealed front panel with touch screen	
<b>Options</b>		
Stand	Glass foot	
Second Display	Various using VGA, Mini DisplayPort or USB DisplayLink	
Wireless Communication	802.11a/b/g/n/Bluetooth or 3G/LTE mini PCI-E Card, Bluetooth feature on request	
Magnetic Card Reader	3 tracks MSR (via USB)	
<b>Dimension (W x D x H)</b>		
Main Unit / Connectivity Box	362 x 74 x 317 mm / 335 x 62 x 337 mm	
<b>Weight</b>		
Main Unit / Connectivity Box	8 kg / 2 kg	
<b>Colour</b>		
	Black	

Notes: Specifications are subject to change without notice. Product photos and pictures are for illustration purposes only and may differ from the real product's appearance.

